



WC10

Qi Wireless Car Charger (Automobile) User Manual

Copyright ©2018, All Rights Reserved. Product specifications and features are for reference only and are subject to change without prior notice.

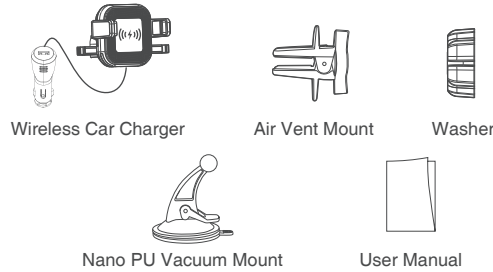
WC10

Introduction

Thanks for choosing our product. This device provides you an amazing wireless charging solution for any smart-phones that support wireless charging. With Qi wireless charging technology, WC10 delivers up to 10W standard charging capability. The chucking type structure with maximum 88mm width, enables an one-hand operation to attach or extract your phone while driving.

Please read this user guide carefully before any operation. The package contains the following items. In case there is any missing or damaged item, contact your dealer immediately. Before using the wireless charger, make sure it is compatible with your device.

Package contents



Features

1. Advanced 10W complies Qi wireless charging standard technology.
2. Support iPhone X, iPhone 8/8 Plus, Samsung S9, Note 8 / S8+ / S6 edge / Note 5 etc...
3. Optimized charging speed compared to standard 10W wireless chargers.
4. Patented chucking type structure for variously smart phone fitment.
5. Eliminate safety concerns with over-voltage protection, temperature control, foreign object detection.
6. With car socket adapter for input and USB port for 2.4A / 5V output.
7. One-hand operation to attach or extract your phone while driving.

EN-2

WC10

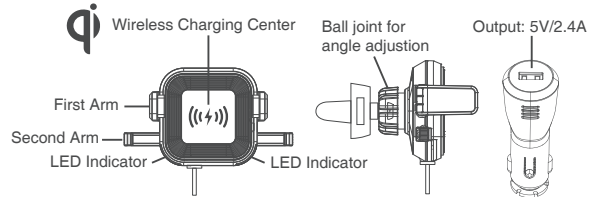
Compatible Smart-phones

10W wireless charge is only compatible with Samsung Galaxy S8, S8 Plus, S8 Note, S7, S7 edge and other 10W wireless charge enabled devices. iPhone X, 8, 8 Plus are 7.5W wireless standard charge and charge at its normal standard charging rate. 10W wireless charge is 10% faster than 7.5W wireless charge.

Indicator light identification

| | | Android | iOS |
|-------------------|-----------------------------|---------|-----|
| Lights off | Standby | ○ | ○ |
| Blue LED blinking | Changing ERROR/ not enabled | ○ | ○ |
| Red LED blinking | Charging | ○ | ○ |
| Red LED blinking | Full charged | | ○ |

Appearance



Specification

- Input voltage: 12-24V
- Output: 10W Max (wireless charger) + 2.4A (USB port)
- Product weight: 130.2g
- Product size: 105.5 X 61 X 99mm
- Maximum width for phone fitment: 88mm
- Indicator: 2 LED lights for standby or charging indication
- Color: Black
- Material: ABS

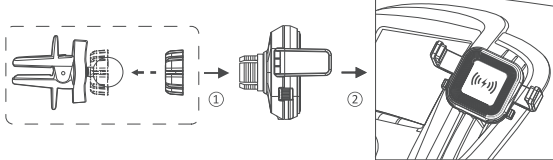
EN-3

WC10

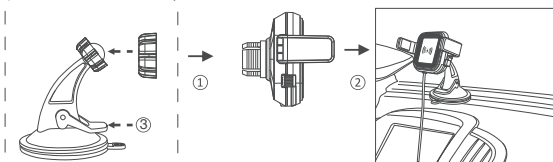
Installation Instruction

B

Optional 1: Air Vent Mount



Optional 2: Nano PU Vacuum Mount (Dashboard)



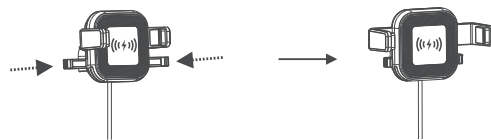
- ① Make sure the ball joint is embedded into the washer before locking the bracket to the backshell of the unit;
- ② Attach the device to the air vent or windshield or dashboard
- ③ Mount locking lever

Note: Please take out the washer before using between the Optional 1 or Optional 2.

EN-4

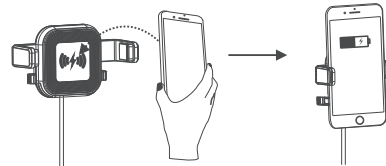
WC10

C



Push the second arms toward

D



Place your cell-phone into the bracket with a slight strength

EN-5

WC10

Operating Instruction

• Wireless Charging

1. The dual LED indicators will flash in purple around 3 seconds once the unit is powered up;
2. Before placing your phone into the bracket, Press release second arms to open locking side arms;
3. If the cell phone being placed is not wireless charging enabled, the dual LED indicators will keep blinking in blue;
4. Charging starts as soon as an effective induction field has been generated. The dual LED indicators will blink in red slowly and the current charging status appears on your terminal device.
5. If no connection can be established through induction, you may have to change the position of your terminal device.
6. Charging stops automatically once your device's battery is fully charged; iOS device: The dual LED indicators will keep blinking in red slowly. Android device: The dual LED indicators will turn off.

• Car Charger Function

This device comes with an extra USB port on the socket adaptor for charging, the output is 5V/2.4A. Connect it to your cell phone or other device with USB cable to charging your device.

Precautions

1. Moist or underwater conditions;
2. Conditions near heater or high-temperature service;
3. Conditions with direct and strong sunshine;
4. Conditions with apt falling;
5. Never dismantle the product without due permission, otherwise it may nullify the warranty clause.
6. For charging a terminal device with the inductive charger, your terminal device has to be compatible with the induction charging technology.
7. Please read the operating instructions of your device.
8. Please note that mobile phone sleeves, covers, etc. and other materials between the inductive charger and the backside of your terminal device disturb or prevent actually the charging process.



The Wireless Power Consortium (WPC) is an open standards development organization dedicated to creating safe, efficient and compatible products regardless of the manufacturer or brand.

DISTRIBUTOR:
GREGORY MARKETING LIMITED
FLAT E, 6/F, WINNER BUILDING,
36 MAN YUE STREET, HUNG HOM, KLN., HONG KONG

EN-6