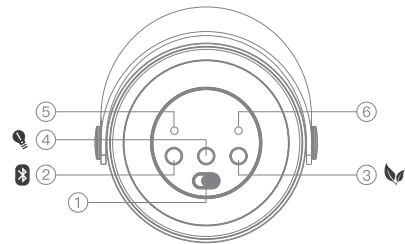
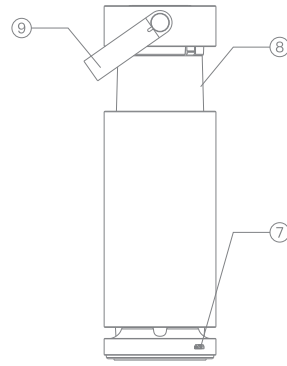


## FUNCTIONAL DIAGRAM



- ① Power on / off
- ② Bluetooth functions: Music play
- ③ Air purifier function
- ④ Lighting switch key: Smart sport LED / Emergency light
- ⑤ Bluetooth / Charging indicator light
- ⑥ Air purifier indicator light



- ⑦ Micro USB port
- ⑧ Smart Sport LED / Emergency light
- ⑨ Leather straps

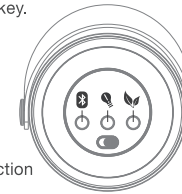
## BLUETOOTH CONNECTION

First time use, please follow below instructions to connect Bluetooth.

1. Turn on K1, default for Bluetooth mode, and the Bluetooth indicator light flashes red and blue, K1 is in search & wait for pairing status.
2. Activate phone Bluetooth, search & select K1 for pairing.
3. When the Bluetooth indicator light flashes blue, K1 is paired and ready to use.
4. Turn on / off the Bluetooth function:  
Long press ⑧ the Bluetooth function key.

### Music Play

1. When the K1 is paired.
2. MP3 Pause / Play: Short press ⑧ the Bluetooth function key.
3. Next song: Press ⑧ the Bluetooth function key twice.

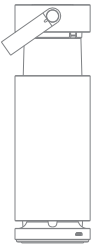


### Air Purifier

1. Turn on K1, default for air purifier mode.
2. Turn off / on: Short press ④ air purifier function key.

### Smart Sport LED / Emergency Light

1. When power on the K1, pulls out the top by the leather straps to LED lighting.
2. Short press ④ lighting switch key to emergency light or sport light alternatively.



### Charging K1

Use the USB cable to charge, unit Bluetooth indicator displays red light and change to blue light once is fully charged.

## SPECIFICATION

Product name: K1  
 Range: 10m  
 Input Voltage: 5V/1A  
 Speaker Power: 5W  
 Music Play Time : around 18 hours  
 LED Power: White 1.44W / Red 0.96W  
 Light Time: around 5 hours  
 Air Purifier: around 3.5 hours  
 Battery: 1800mAh  
 Charging Time: around 3 hours  
 Material: Aluminum Alloy  
 Size: 59mm (W) X 155mm (H)  
 Weight: around 350g

\*The actual data will be different from the product or other factors.

## WARNING

- \* Please charge the device with normal voltage according to this user manual.
- \* Do not expose the device to direct sunlight for extended period of time.
- \* Please do not throw, beat or knock the device in order to avoid damaging the shell and internal components and parts.
- \* Please keep away from magnetic sensitive materials such as credit card or hotel room card.
- \* Please turn off the device and stay away from chemical plant, gas station, oil depot or other combustible materials.

## MANUFACTURER WARRANTY TERMS

Product terms : one year manufacturer warranty under normal usage.  
 Under following abnormal mis-handling condition, warranty is voided.

1. Place the device near a heat source or directly expose it to flame or heat.
2. In/under/next to liquids (water, damp, moisture environment).
3. Unit is covered or fully wrapped.
4. Unit device has been opened / damaged by mishandling.

Technical Service Center:  
 Gregory Marketing Limited  
 FLAT E, 6/F, WINNER BUILDING,  
 36 MAN YUE STREET, HUNG HOM, KLN.  
 HONG KONG  
 Tel: +852 3188 0268 Fax: +852 3188 0242  
 Email: support2@gregory-marketing.com



**Multi-Bluetooth Speaker  
 & Sport Lighting  
 User Manual**